



Deze download wordt u gratis aangeboden door Pick-upnaalden.nl

Web : [www.pickupnaalden.com](http://www.pickupnaalden.com)  
Email : [info@pick-upnaalden.nl](mailto:info@pick-upnaalden.nl)  
Facebook : [www.facebook.com/pickupnaalden](http://www.facebook.com/pickupnaalden)  
Twitter : [twitter.com/Pickupnaalden](http://twitter.com/Pickupnaalden)  
Google+ : [https://plus.google.com/+FCaris\\_pickupnaalden](https://plus.google.com/+FCaris_pickupnaalden)

# SANSUI SR636

PLL-SERVO DIRECT-DRIVE MANUAL TURNTABLE



Sansui's luxurious looking SR-636 shares the trim and slim profile and jet-black luster of the higher priced manual Quartz-Servo SR-838 in the latest line-up of turntables from the company that makes "only hi-fi, everything hi-fi." But, you may ask, does it perform as well, too? The answer, with only the slightest qualification, is yes! A comparison of the rumble and wow/flutter

specifications of the two models, keeping in mind that the SR-636 is considerably less expensive, will show the differences to be incredibly small—only one decibel difference in rumble and an entirely inaudible 0.003% difference in wow/flutter.

Now compare the SR-636 on its own terms with the competition. Only the SR-636 features Sansui's new MCF (Mass

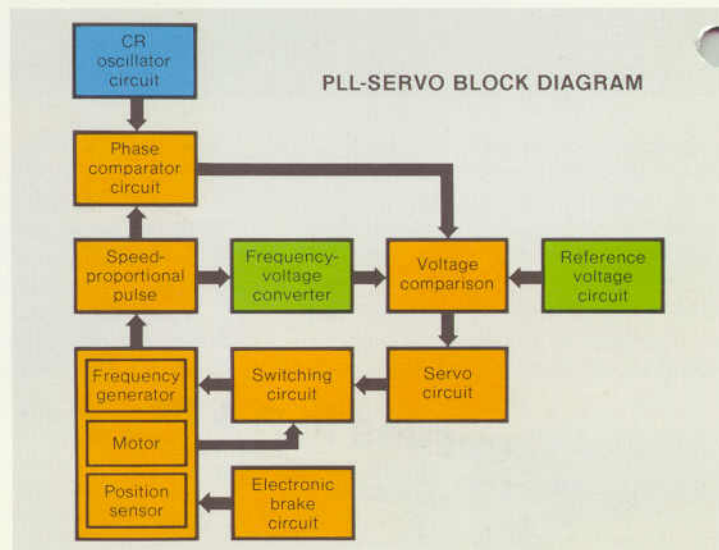


Concentrated Fulcrum) Tonearm, our super-accurate CR oscillator-equipped PLL-Servo system and direct drive motor, an electronic braking system, complex suspension, anti-howl cabinet, up-front control system and lots more. But only when you hear it perform can you be certain that it's the direct-drive manual for you. From Sansui, where it's *all* hi-fi

Only hi-fi, everything hi-fi.

*Sansui*



# THE SANSUI SR-636: Split-Second Speed Control with PLL-Servo for Superior Musical Accuracy





## PLL-SERVO DIRECT DRIVE

### Superior Musical Accuracy

A "high-quality" motor alone will not guarantee true musicality in a direct-drive turntable, any more than a "good" musical instrument will automatically make its player a virtuoso. Both require the proper amount of control. Even the slightest deviation in performance can cause tonal aberrations which, in the case of the musician might be "creative" but which are quickly translated into decidedly unmusical sound in the case of a turntable any less accurate than the Sansui SR-636.

We use a PLL-Servo to keep the direct-drive motor in the SR-636 right on the mark for exceptionally accurate platter rotation. A frequency generator mounted on the motor shaft continuously sends a speed-proportional pulse frequency to the PLL (Phase Locked Loop) circuit in which it is compared with a reference frequency from a built-in, highly accurate CR oscillator. Any deviation is instantly corrected, even those caused by heavy, varying loads on the platter. The surprisingly fine performance of the SR-636 is verified by your ears, and by the specifications of less than 0.028% (WRMS) wow/flutter and better than 71dB rumble.

### Electronic Braking

A special circuit in the servo generates a reverse drive current when you switch speeds from 45 to 33 $\frac{1}{3}$  rpm. The platter almost instantly slows to the lower speed because the reverse current creates a reverse drive torque in the motor. Operation is dependable because all switching is electronic.

### Fine Speed Control with Strobe

We've designed the SR-636 so that once its speed is fine-adjusted, it stays adjusted.




When you desire to change the fine adjustment, use the two independent fine speed controls, one each for the 45 and 33 $\frac{1}{3}$  rpm speeds. Control latitude is  $\pm 2.5\%$  for each. The precision stroboscopic pattern on the platter edge lets you visually check speed accuracy. It is illuminated by a bright neon strobe lamp for easy reading.

## MCF STABILIZED TONEARM

### Mass Concentrated Fulcrum

Our new tonearm support system has a heavy-duty brass holder of extra width, coupled to the bracket by a horizontal pivot/bearing. Because the mass of the support is thus highest at the fulcrum, we call it the Mass Concentrated Fulcrum or MCF system. And it's a Sansui exclusive.

The advantages include extra strength, a low moment of inertia and a more stable fulcrum point. Together these improve tonal quality greatly. For more accurate groove tracking, dynamic torsion is prevented by the extended pivot-to-pivot width. Finally, since the stylus maintains its proper vertical angle to the record surface at all times, sound reproduction is the cleanest, most accurate possible.



### Low-Resonance Design

Spurious coloration can never spoil the delicate nuances of recorded music in the resonance-free tonearm on the SR-636. It has these design features:

- Solid Aluminum Die-Cast Headshell—The tonearm and headshell perform as one non-resonant whole.
- Tapered Shell/Nut Interface—Complete and firm connection with this Pat. Pend. system.

- Damped Tonearm Pipe—A Sansui-exclusive acoustic absorbent (Pat. Pend.) fills the rigid tonearm tube.
- Balance Weight Decoupling—Weight shaft is completely isolated from the tubular arm with a new rubber damper system.

### Other Tonearm Features

- ZINC-ALLOY DIE-CAST ARM BASE—Bass response is improved thanks to this high-mass base securing the arm firmly to the cabinet.
- DIRECT-READOUT TRACKING FORCE DIAL—One rotation covers the 0-to-3-gram range, with precision calibrations every 0.25 grams for accurate tracking force application.
- HEADSHELL TILT ADJUSTMENT—It's easy to obtain optimum vertical stylus alignment.
- LOCKABLE ARM REST—No undue force is required to lock/unlock the tonearm.
- GOLD-PLATED CONNECTION PINS—Tiny signals from cartridge to amp/receiver are never compromised by rust.
- ARM HEIGHT ADJUSTMENT—Any cartridge of any height can be used by adjusting over  $\pm 3.5$ mm range.
- LEVER/WEIGHT ANTI-SKATE DEVICE
- OIL-DAMPED ARM LIFTER
- SUB-WEIGHT—Mount even heaviest cartridge on the market.

### Wide-Range Dual-Magnet Cartridge

The PLL-Servo direct-drive SR-636 turntable is equipped with a special Dual-Magnet cartridge, Sansui SV-43. This amazing cartridge employs the smallest moving magnets possible to manufacture. Because it has a magnet-coil assembly for each channel, irregularities are eliminated and a flat response is achieved over a very wide frequency range (10Hz to 20kHz) to assure a brilliant and accurate high fidelity reproduction of all disc records.





## CABINET AND CONTROLS

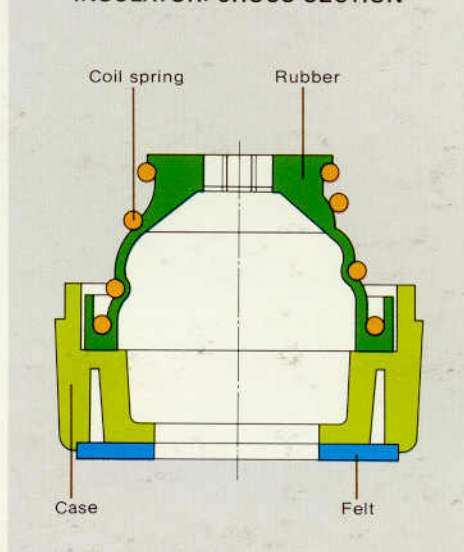
### Lacquerlike Luster in Black

We've selected a rich, lacquerlike finish in high-luster black for the SR-636, contrasting it with the aluminum pipe tonearm and silver-colored control panel. The cabinet base is made of solid, high-density particle-boards 40mm (1½") thick, and is solidly mounted to form an ideally heavy, non-resonant unit.

### Very Effective Insulators

The complex rubber/coiled spring construction of the insulators supporting the SR-636 effectively absorbs all feedback and other vibrations whatever their frequencies. "Howling" and other unwanted causes of poor sound reproduction no longer threaten your music.

### INSULATOR: CROSS SECTION



### Up-Front Controls

One of the distinctive design points of the higher-priced SR-838 was its up-front control arrangement—a touch we've borrowed for use in the SR-636. All controls are grouped on the front panel for maximum ease of use: Power On/Off, Speed Selection, Fine Speed Adjust and so on. Note that the Arm Lifter is positioned so that it is easy to use after you have positioned the arm over the desired selection on your record.

### Free-Stop Hinged Dust Cover

We've put the hinges for the heavy dust cover on the cover itself, not on the cabinet as is usually the case. When the cover is removed, this allows more clearance behind the cabinet for custom installations, etc. The exceptional anti-howl characteristics of the cover itself and its trim and smart looks add to the value of the SR-636 PLL-Servo manual turntable from Sansui, where it's all hi-fi.

## SPECIFICATIONS

<b>TYPE</b>	Two-speed, PLL-servo direct-drive manual turntable
<b>MOTOR</b>	20-pole, 30-slot DC brushless type with built-in Frequency Generator
<b>DRIVE SYSTEM</b>	Direct spindle drive, PLL-servo controlled
<b>PLATTER</b>	318mm (12½") aluminum die-cast, weighing 1.6kg (3.5 lbs.)
<b>PERFORMANCE</b>	
<b>WOW &amp; FLUTTER</b>	less than 0.028% (WRMS)
<b>SIGNAL TO NOISE RATIO</b>	better than 63dB (IEC-B)
<b>RUMBLE</b>	better than -71dB (DIN-B)
<b>PLATTER SPEEDS</b>	33⅓, 45rpm
<b>FINE SPEED ADJUSTMENT</b>	±2.5%
<b>TO NEARM</b>	Statically-balanced S-shaped resonance-free M.C.F. tonearm with height-adjustable two-point pivot support, and with vertical stylus alignment device
<b>LENGTH</b>	230mm (9⅞") pivot to stylus tip
<b>OVERHANG</b>	16.1mm (⅝")
<b>OFFSET ANGLE</b>	22.5°
<b>MINIMUM TRACKING FORCE SETTING</b>	0.5g (when using cartridge guaranteed to operate at 0.5g stylus pressure)
<b>ACCEPTABLE CARTRIDGE WEIGHT</b>	4 to 11g 11 to 20.5g (using sub counterweight)
<b>MAXIMUM HEADSHELL/CARTRIDGE WEIGHT</b>	32g (using sub counterweight)
<b>CABINETRY</b>	Slim-line cabinet with anti-howling insulators and hinged free-stop dust cover

<b>CARTRIDGE TYPE</b>	SV-43 Dual Magnet Type*
<b>FREQUENCY RESPONSE</b>	10 to 20,000Hz 3.3mV per channel (1,000Hz, 50mm/sec.)
<b>OUTPUT VOLTAGE</b>	47k ohms
<b>OPTIMUM LOAD</b>	2g
<b>TRACKING FORCE</b>	0.5 mil diamond spherical (SN-43)
<b>STYLUS</b>	
<b>POWER REQUIREMENTS</b>	100V, 120V, 220V, 240V 50/60Hz U.S.A. and Canada model: 120V 60Hz European models: 220V, 240V 50Hz UK models: 220V, 240V 50Hz
<b>POWER CONSUMPTION</b>	less than 7 watts (rated)

<b>DIMENSIONS</b>	490mm (19⅞") W 167mm (6⅝") H 390mm (15⅝") D
<b>WEIGHT</b>	12.3kg (27.1 lbs.) Net 14.3kg (31.5 lbs.) Packed
<b>ACCESSORIES</b>	45rpm record spindle adaptor Overhang gauge Sub weight Hexagon wrench keys

\*TM Audio-Technica Corp.  
No cartridge is provided on units sold in the U.S.A., Canada or the U.K.  
Design and specifications subject to change without notice for improvements.

